

price list



GENERAL INFORMATION

Terms and Conditions..... 4 - 5
Warranty.....6
Finishes and Fabrics
 Maharam Classifications.....7
 Momentum Classifications.....8
Freight Classification.....9

PRODUCTS

Al.....10
Ben.....11
Cal.....12
Cupcake.....13
Duane.....14
Flip.....15
Manny.....16 - 17
Pete.....18 - 19
Phil.....20
Sly.....21
Sofia.....22
Stu.....23
Ty.....24
Ty-Pad.....25
Wally.....26
Electrical.....27

At Sparkeology, we've developed a way to wow our customers, and everyday is another chance to save the day. No request is too big or too small. Going above and beyond is in our DNA, and you can count on us to give you a happy ending. Please let us know how we can help.

Phone: 877.318.7661
 Fax: 888.334.7107
 Email: customerservice@sparkeology.com

Pricing: All prices listed in the Price List are LIST prices. Prices are subject to change without notice. The most current pricing information can be found on www.sparkeology.com. If you require pricing assistance, please send an equipment list including part numbers and quantities to Customer Service.

Terms: Payment terms are net 30 days from the invoice date. All products ship FOB Factory, unless otherwise stated. A delinquency charge of 1-1/2% per month will be applied for late payment. Unless otherwise stated, all products will be shipped blanket wrapped. Cartoning and/or crating are available at an additional cost.

Sales and Use Taxes: Each customer is responsible for collecting and remitting any and all applicable sales and use taxes. A tax exemption certificate must be provided to Sparkeology if the customer claims exemption to the taxes.

New Accounts: New accounts require the approval of a Sparkeology representative, credit references, bank references, and a valid tax-exempt or resale certificate (where applicable). Until credit is established, customers may be required to submit a deposit for the purchase.

Freight: The freight rate must be applied to the net price of all orders. To determine the freight percentage, please reference the Freight Classification page. The most current freight rates can be found at www.sparkeology.com. A \$125.00 minimum or the applicable freight rate (whichever is higher) will be applied to the net amount of the invoice. Please contact Customer Service for a freight quote on any large orders.

COM Fabric Requirements: Any fabric provided by the customer must be approved by Sparkeology for upholsterability. Please contact Customer Service for approval. In some cases, a sample may be required for review. If a sample is required, the Customer should submit a fabric swatch that is no smaller than 10" x 10". Fabric approval is required prior to order processing. COM fabric sample should be sent to the following address:

Sparkeology
 Attn: Customer Service
 199 E 17th St
 Holland, MI 49423
 Please include project name and quote number

Approved COM fabrics must be shipped prepaid and tagged with the customer purchase order number, project name, and quote number if available. COM fabric should be shipped to the following address:

Sparkeology
 462 Lincoln Ave
 Holland, MI 49423

Fabric Percentage Chart:

Fabric	Railroaded	Woven Way	6"-14"	14"-20"	20"-27"	Over 27"
Plain to 6"	Plain to 6"					
54"	0%	0%	10%	15%	20%	30%
50"	5%	10%	20%	30%	35%	40%
45"- 48"	20%	25%	30%	45%	45%	45%

Standard Wood Finish: Sparkeology offers a variety of standard finish options on both Ash and Maple. Finished pieces may vary in tone and character. Due to the natural variations in veneer, no guarantee can be made of an exact match.

Custom Wood Finish: A custom wood finish may be generated in lieu of a standard Sparkeology finish option. A \$500.00 net up charge per custom wood finish will be applied to the order total. Custom wood finish samples must be provided with the purchase order. Please note: orders specifying custom wood finishes will not be scheduled into production until finish approval is received.

Order Procedure: Sparkeology is not liable for orders that cannot be accurately fulfilled due to incomplete or inaccurate information provided by the Customer or the Customer's authorized agent. Orders will not be scheduled until all required information is received.

Order Entry: To expedite order entry and ensure proper service, please submit all complete orders in writing. A complete order consists of the following information:

- Billing party information - legal name, address, and phone number
- Ship to information - legal name and address
- Purchase order number from billing party
- Contact information of individual to contact with any questions regarding the order - name and phone number
- Contact information of individual to contact with any shipping questions - name and phone number
- Product total in quantity and net dollars
- Model number and full item description, include Sparkeology quote if applicable
- All applicable finish and color information: veneer finish (if CWF, control sample), metal finish, laminate selection, edge band color selection, fabric selection

Orders can be submitted to customerservice@sparkeology.com or faxed to 888.334.7107.

Orders can be mailed to:
 Sparkeology
 Attn: Customer Service
 199 E 17th Street
 Holland, MI 49423

Order Acknowledgment: Sparkeology sends acknowledgments on all orders. Upon receipt of the order acknowledgment, please check it for accuracy. In the event of any differences between Sparkeology's acknowledgment and the Customer's purchase order, Sparkeology's acknowledgment will supersede. Please reference the order acknowledgment number in all correspondence related to a specific order.

Changes or Cancellation of Orders: Acknowledged orders cannot be changed or cancelled without written permission from Sparkeology. Approved changes or cancellations are subject to price and schedule adjustments and/or cancellation charges as appropriate.

Returned Product: Products may only be returned with written permission from Sparkeology. If permission is granted to return a product, a return goods authorization (RGA) must accompany the product. Returned product will not be accepted without an RGA. Unless otherwise agreed, the return freight charges are the Customer's responsibility. All returns are subject to a 50% restocking fee.

Shipment: Unless otherwise arranged, all products shall be shipped FOB the factory with routing selected by Sparkeology. The Customer is responsible for extra costs incurred by Sparkeology as a result of special shipping requests.

Shipping Schedules: The ship date provided on the acknowledgment represents the best estimate of ship date. Prior to shipment, a schedule from Customer Service will be provided to confirm the specific date and time of the delivery. The customer is required to send this back to Customer Service to confirm agreement of the delivery time and date.

Shipment and Damage Claims: All products delivered to the common carriers are in good condition and Sparkeology's liability ceases at that time. However, we will provide any possible assistance if shipments are received short or damaged if the approved receiving method is followed. Upon receipt of delivery, it is the Customer's responsibility to carefully inspect all products prior to acceptance. Any damage must be noted on the bill of lading. Notification of any concealed damage must be reported to the carrier within (15) days of delivery receipt as the carrier liability ceases after (15) days. The damaged freight must be kept with the original packaging.

Shortage and Defect Claims: Any shortage claim must be reported within (24) hours of shipment receipt. Any defects or errors must be claimed within (5) working days after delivery. The failure to report the claim indicates full acceptance of product.

Repair and Replacement: Any labor charges for correcting a manufacturing problem must be submitted and approved before correction is undertaken, if the product is under warranty. Charges will not be paid if the estimate was not submitted and approved prior to labor being completed.

Storage: All orders ship and invoice upon completion of production. If a Customer is unable to accept shipment of an order, Sparkeology may transfer the product into storage. All associated storage and freight as well as the risk of loss or damage during storage are the Customer's responsibility. Standard invoice terms apply to orders placed in storage.

Product Enhancements: In our continuous improvement efforts, Sparkeology reserves the right to implement minor changes to products without notice.

Sparkeology is dedicated to producing uncomplicated, long-lasting, and sometimes playful furniture solutions, we take a thoughtful approach to furnishing any kind of public space. Wherever people gather to meet, study, work, research or surf, conditions are prime for Sparkeology. And we proudly warrant all of our products and components.

Furniture Warranty

Cal: (5) years free from defects and workmanship, (10) years structural integrity.

Duane: (5) years free from defects and workmanship, (10) years structural integrity.

Pete: (5) years free from defects and workmanship, (10) years structural integrity.

Phil: (5) years free from defects and workmanship, (10) years structural integrity.

Stu: (5) years free from defects and workmanship, (10) years structural integrity.

TY, TY Joiner, TY Pier: (5) years free from defects and workmanship, (10) years structural integrity.

TYPad (Casework portion of unit): (5) years free from defects and workmanship, (10) years structural integrity.

Electrical Components: (1) year free from defects and workmanship.

Seating Warranty

AL: (1) year free from defects and workmanship (except upholstery materials), (5) years structural integrity.

Ben: (2) years free from defects and workmanship (except upholstery materials), (2) years structural integrity.

Cupcake: (2) years free from defects and workmanship (except upholstery materials), (2) years structural integrity.

Manny: (2) years free from defects and workmanship (except upholstery materials), (2) years structural integrity.

Sofia: (2) years free from defects and workmanship (except upholstery materials), (2) years structural integrity.

Sly: (2) years free from defects and workmanship (except upholstery materials), (2) years structural integrity.

TyPad (upholstered back rest): (2) years free from defects and workmanship (except upholstery materials), (2) years structural integrity.

Accessory Warranty

Flip: (1) year free from defects and workmanship, (5) years structural integrity.

Wally: (1) year free from defects and workmanship, (5) years structural integrity.

This warranty covers products sold and delivered for use within the United States, Canada, and Mexico.

The warranty is given to the initial Customer and is valid for as long as the initial Customer owns the product. The warranty, which begins from date of product delivery, covers defects in material and craftsmanship found during normal use of the product during the warranty period.

In the event of a defect in any product to which this warranty applies, Sparkeology shall, at its sole option, repair the affected product or replace with a comparable model of equal or higher value.

This warranty becomes null and void if determined the product has been abused, misused, neglected, modified without authorization, or if the Customer fails to perform the proper care and maintenance.

Sparkeology does not warrant failure in product due to normal wear and tear, colorfastness or matching of the colors, natural variations in wood grain, changes in surface finishes due to aging or exposure to light, damage resulting from sharp objects or imprinting of writing utensils, damage to the veneer resulting from excess sunlight exposure, direct contact with rubbing or similar compounds, and items that have been exposed to extreme environmental conditions and improperly stored.

Unless noted, products are not currently approved for outdoor use. Damage to products used outdoors is not covered under warranty.

There are no other warranties, except as expressly set forth above, whether expressed or implied, including any warranty of merchantability or fitness for any particular purpose. Sparkeology's liability with respect to its products shall not exceed that expressly set forth above, irrespective of the theory upon which any claim might be based, including breach of warranty, breach of contract, negligence or strict liability.

Sparkeology shall not be liable for loss of time, inconvenience, commercial loss, or incidental or consequential damages.

gr2

Alter

Article

Defer – 003

Gradient

Marquee

Medium – 005, 009, 010, 011, 015, 017 thru 021, 023 thru 028

Messenger – 002 thru 005, 009, 011 thru 023, 026, 028, 032 thru 036, 037, 039, 042, 044

Metric

Milestone – 001 thru 021, 023, 024, 027, 028, 030, 032, 033 thru

045, 048 thru 053, 056, 059, 060, 063, 064, 066, 067

Overlap – 001, 004, 002, 004, 006

Quick

Setting – 001 thru 004, 006, 009, 010, 011

Twice

gr3

Chime – 012, 019

Coincide

Lariat – 009

Ledger – 012

gr4

Abrash

Akimbo – 006

Align – 005, 006

Assemblage

Beside – 002

Bop

Box

Certain

Comment – 002, 004, 007, 009

Crush – 009

Double Check – 002, 004, 006 thru 011

Exchange

Hinge

Kernel – 001, 004, 005, 009, 011

Limit – 004, 005

Skate – 001 thru 004, 006 thru 009

Stack

Steady Crypton

Trait – 003, 006, 010, 013

Vary

Venn

Wafer

Yanagi – 003, 008

gr5

Along – 003, 009

Bop

Dart

Floret

Hinge

Perception – 002, 003, 005 thru 007

Recollection

Tournesol

Treat

Upright – 001, 004

gr6

Aria

Around – 002 thru 006

Chenille Cord – 001 thru 003, 005, 007, 008, 011, 013 thru 017, 019 thru 024

Cipher – 002, 004

Ditto

Envelop – 003, 005

Orissa – 003, 004, 007, 008, 031, 032

Radiant

Snap – 009

For fabrics \$65/yard and more, please contact customer service for a quote.

If a pattern has a - XXX number, this designates that all colorways listed have been discontinued.

Example: Kilter – 001, 002, 005, 006 (discontinued colorways)

Please check directly with manufacturer for availability of any of the fabrics listed above, as fabrics can be discontinued at anytime.

Not all fabrics have been tested. If your fabric selection is not listed, please contact customer service to determine if your fabric has been tested/approved.

gr0

Ace
Axis
Cinch
Context
Core
Interval
Insight
Jargon
Sassy

gr1

Boom
Cashmere
Era
Hue
Jinx
Knack
Saucy

gr2

Canter
Evoke
Icon
Interval
Marquee
Max
Racer
Saucy
Sequel
Tact
Tek
Theory
Vario
Venue

gr3

Acacia
Flurry
Hub
Rio

gr4

Gesture
Inner Circle
Innuendo
Isla
Masque
Matter
Ohs
Redux
Scribe
Tone
X-Factor

gr5

Caption

gr6

Flux

Lead times may vary and minimum order quantities may apply on some phase-out patterns throughout the upcoming year. Please check with Momentum for details and availability.

Not all fabrics have been tested. If your fabric selection is not listed, please contact customer service to determine if your fabric has been tested/approved.

The following freight chart should be used to determine freight rates for Sparkeology products.

Rates are based on a percentage of the NET price paid for Sparkeology products. Percentages vary according to the destination state.

STATE	PERCENTAGE	STATE	PERCENTAGE
Alabama	11%	Missouri	9%
Alaska	*call for freight	Montana	13%
Arizona	13%	Nebraska	11%
Arkansas	10%	Nevada	13%
California	13%	New Hampshire	11%
Canada	*call for freight	New Jersey	11%
Colorado	13%	New Mexico	13%
Connecticut	11%	New York	11%
Delaware	10%	North Carolina	11%
Dist. of Columbia	10%	North Dakota	12%
Florida	13%	Ohio	8%
Georgia	11%	Oklahoma	11%
Hawaii	*call for freight	Oregon	13%
Idaho	13%	Pennsylvania	9%
Illinois	8%	Puerto Rico	*call for freight
Indiana	8%	Rhode Island	11%
Iowa	9%	South Carolina	11%
Kansas	11%	South Dakota	12%
Kentucky	9%	Tennessee	10%
Louisiana	12%	Texas	13%
Maine	12%	Utah	13%
Maryland	10%	Vermont	11%
Massachusetts	12%	Virginia	10%
Michigan	8%	Washington	13%
Minnesota	9%	West Virginia	9%
Mississippi	11%	Wisconsin	8%
		Wyoming	14%

Model Number				
	Base Model	Dimensions	Fabric	Price
 <p>AL</p> <p>Pick a side, counter or bar height. Add upholstery if you like.</p> <p>Yardage Requirements: AL-SIDE 1/2 yard AL-CTR 1/2 yard AL-BAR 1/2 yard</p>	AL-SIDE	Side Height: 34.5" Depth: 19" Width: 16" Seat Height: 18.25"	ALUMINUM SEAT	\$705
			COM	\$600
			GR0	\$603
			GR1	\$652
			GR2	\$688
			GR3	\$705
	AL-CTR	Counter Height: 37.5" Depth: 19" Width: 16" Seat Height: 24"	ALUMINUM SEAT	\$974
			COM	\$872
			GR0	\$876
			GR1	\$925
			GR2	\$960
			GR3	\$978
	AL-BAR	Bar Height: 43" Depth: 19" Width: 16" Seat Height: 30"	ALUMINUM SEAT	\$974
			COM	\$872
			GR0	\$876
			GR1	\$925
			GR2	\$960
			GR3	\$978
	GR4	\$1,013		
	GR5	\$1,049		
	GR6	\$1,084		

Create Al

- * Select a base model
- * Select fabric grade or COM (if desired)

Example:
AL-BAR
 Al bar height chair, metal seat
AL-SIDE - GR 2
 Al side chair, upholstered seat, grade 2 fabric

Codes to Create Al

FABRIC
COM Customer Supplied
GR0 Grade 0
GR1 Grade 1
GR2 Grade 2
GR3 Grade 3
GR4 Grade 4
GR5 Grade 5
GR6 Grade 6

Model Number					
	Base Model	Dimensions	Metal Finish	Fabric	Price
 <p>BEN</p> <p>Get creative with your choice of fabric & metal finish for the legs and base. Every Ben comes with a thin metal edge along the base to protect your product from heavy use.</p> <p>Yardage Requirements: BEN - 3219 2 yards BEN - 4419 3 yards BEN - 5619 3 yards</p> <p>Please note fabric yardage requirements are based on 54" wide plain fabric. Fabrics with repeats greater than 6-14" please see fabric percentage chart (page 4) to determine yardage requirements.</p>	BEN-3219	32"W x 19"D x 19"H	---	COM	\$1,023
				GR0	\$1,098
				GR1	\$1,135
				GR2	\$1,210
				GR3	\$1,248
				GR4	\$1,323
	BEN-4419	44"W x 19"D x 19"H	---	COM	\$1,127
				GR0	\$1,240
				GR1	\$1,296
				GR2	\$1,408
				GR3	\$1,465
				GR4	\$1,577
	BEN-5619	56"W x 19"D x 19"H	---	COM	\$1,214
				GR0	\$1,326
				GR1	\$1,383
				GR2	\$1,495
				GR3	\$1,551
				GR4	\$1,664
	GR5	\$1,776			
	GR6	\$1,945			

Create Ben

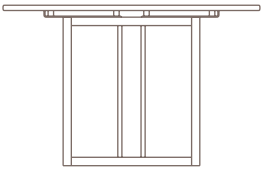
- * Select a base model
- * Select metal finish
- * Select fabric grade or COM

Example:
BEN-4419 - P W - GR 2
 Ben 44"W x 19"D x 18"H, pewter metal finish, grade 2 fabric

Codes to Create Ben

METAL
PW Pewter
WH White
BK Black

FABRIC
COM Customer Supplied
GR0 Grade 0
GR1 Grade 1
GR2 Grade 2
GR3 Grade 3
GR4 Grade 4
GR5 Grade 5
GR6 Grade 6

Model Number							
	Base Model	Dimensions	Top	Edge Band Color (Laminate Only)	Metal Finish	Price Resin Top	Price Laminate Top
 <p>CAL</p> <p>Select a metal finish for the base and painted flush-mounted button fasteners that secure the top, then choose the size of your translucent resin or laminate top.</p> <p>Add power if you like (sold separately - see electrical section). Power will be centered in the table unless otherwise specified.</p>	CAL-5941-29	59"W x 41"D x 29"H	---	---	---	\$4,777	\$3,076
	CAL-7141-29	71"W x 41"D x 29"H	---	---	---	\$5,070	\$3,417
	CAL-8341-29	83"W x 41"D x 29"H	---	---	---	\$5,400	\$3,778
	CAL-9541-29	95"W x 41"D x 29"H	---	---	---	\$5,710	\$4,136
	CAL-5947-29	59"W x 47"D x 29"H	---	---	---	\$4,924	\$3,254
	CAL-7147-29	71"W x 47"D x 29"H	---	---	---	\$5,257	\$3,628
	CAL-8347-29	83"W x 47"D x 29"H	---	---	---	\$5,593	\$4,011
	CAL-9547-29	95"W x 47"D x 29"H	---	---	---	\$5,940	\$4,401
	CAL-5941-39	59"W x 41"D x 39"H	---	---	---	\$4,853	\$3,152
	CAL-7141-39	71"W x 41"D x 39"H	---	---	---	\$5,147	\$3,493
	CAL-8341-39	83"W x 41"D x 39"H	---	---	---	\$5,476	\$3,854
	CAL-9541-39	95"W x 41"D x 39"H	---	---	---	\$5,787	\$4,212
CAL-5947-39	59"W x 47"D x 39"H	---	---	---	\$5,004	\$3,334	
CAL-7147-39	71"W x 47"D x 39"H	---	---	---	\$5,338	\$3,709	
CAL-8347-39	83"W x 47"D x 39"H	---	---	---	\$5,843	\$4,092	
CAL-9547-39	95"W x 47"D x 39"H	---	---	---	\$6,020	\$4,481	

Create Cal

- * Select a base model
- * Select resin or laminate
- * Select laminate manufacturer & color (only for laminate tops)
- * Select edge band (only for laminate tops)
- * Select metal finish


Examples:

CAL-9547-29 - T T - W H
Cal, translucent top, white metal finish

CAL-2547-29 - L T - W H - W H
Cal, laminate top, white edge band, white metal finish

Codes to Cal

TOP - RESIN	EDGE BAND (LAMINATE ONLY)	METAL
TT Translucent	WH White	PW Pewter
TOP - LAMINATE	BN Bone	WH White
LT Laminate Top	GR Gray	BK Black
	GP Graphite	
	BK Black	

Model Number					
	Base Model	Dimensions	Metal Finish	Fabric	Price
 <p>CUPCAKE</p> <p>Cupcake is big on style but small on floor space. Select your base metal finish for the pedestal and upholstery for the seat. And be sure you order enough for everyone.</p> <p>Yardage Requirements: CUPCAKE-SIDE 1 yard CUPCAKE-CTR 1 yard CUPCAKE-BAR 1 yard</p>	CUPCAKE-SIDE	15" DIA x 19"H	---	COM	\$749
				GR0	\$777
				GR1	\$793
				GR2	\$823
				GR3	\$839
				GR4	\$869
				GR5	\$900
				GR6	\$931
	CUPCAKE-CTR	15" DIA x 24"H	---	COM	\$1,110
				GR0	\$1,146
				GR1	\$1,166
				GR2	\$1,206
				GR3	\$1,227
				GR4	\$1,267
				GR5	\$1,307
				GR6	\$1,348
	CUPCAKE-BAR	15" DIA x 29"H	---	COM	\$1,368
				GR0	\$1,404
			GR1	\$1,424	
			GR2	\$1,465	
			GR3	\$1,485	
			GR4	\$1,525	
			GR5	\$1,565	
			GR6	\$1,606	

Create Cupcake



- * Select a base model
- * Select fabric grade or COM (if desired)

Example:

CUPCAKE- SIDE - W H - G R 2
Cupcake, white metal finish, grade 2 fabric

Codes to Create Cupcake

METAL	FABRIC
PW Pewter	COM Customer Supplied
WH White	GR0 Grade 0
BK Black	GR1 Grade 1
	GR2 Grade 2
	GR3 Grade 3
	GR4 Grade 4
	GR5 Grade 5
	GR6 Grade 6

Model Number							
	Base Model	Dimensions	Top	Edge Band Color (Laminate Only)	Metal Finish	Price Resin Top	Price Laminate Top
	DUANE-ST-4722	47"W x 22"D x 29"H	---	---	---	\$2,277	\$1,930
	DUANE-ST-5922	59"W x 22"D x 29"H	---	---	---	\$2,781	\$2,005
	DUANE-ST-7122 (single)	71"W x 22"D x 29"H	---	---	---	\$3,000	\$2,247
	DUANE-DT-4744	47"W x 43.5"D x 29"H	---	---	---	\$4,015	\$3,322
	DUANE-DT-5944	59"W x 43.5"D x 29"H	---	---	---	\$5,024	\$3,473
	DUANE-DT-7144 (double sided)	71"W x 43.5"D x 29"H	---	---	---	\$5,382	\$3,875

DUANE

Select your metal finish for the sled base and painted flush-mounted button fasteners. Choose the size of your translucent resin or laminate top. Then tell us if you want power or not (sold separately-see electrical section)

Create Duane

- * Select a base model
- * Select resin or laminate
- * Select laminate manufacturer & color (only for laminate tops)
- * Select edge band (only for laminate tops)
- * Select metal finish

Examples:

DUANE-ST-8322 - T T - W H


Duane, translucent top, white metal finish

DUANE-ST-8322 - L T - W H - W H

Duane, laminate top, white edge band, white metal finish

Codes to Create Duane

TOP - RESIN	EDGE BAND (LAMINATE ONLY)	METAL
TT Translucent	WH White	PW Pewter
TOP - LAMINATE	BN Bone	WH White
LT Laminate Top	GR Gray	BK Black
	GP Graphite	
	BK Black	

Model Number				
	Base Model		Metal Finish	Price
	FLIP	16"W x 11"D x 20"H	---	\$412

FLIP

Easy does it here. Pick a standard metal. The translucent resin shelf comes standard with every Flip.

Create Flip

- * Select a base model
- * Select metal finish

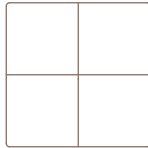
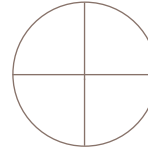
Example:

FLIP - W H

Flip, white metal finish

Codes to Create Flip

METAL
PW Pewter
WH White
BK Black

Model Number						
	Base Model	Dimensions	Metal Finish	Power Sphere	Fabric	Price
 <p>MANNY -square</p> <p>Options, options! Pick your shape and size, select fabric and finish for the metal legs and base, then choose power or unplugged, and Manny can be anything you want him to be.</p> <p>Please note Manny overstitch thread color is gray.</p> <p>Yardage Requirements: MAN-19 2 yards MAN-32 5 yards MAN-44 6 yards MAN-44-EL 6 yards (1) Power sphere included with MAN-44-EL</p> <p>Please note fabric yardage requirements are based on 54" wide plain fabric. Fabrics with repeats greater than 6-14" please see fabric percentage chart (page 4) to determine yardage requirements.</p>  <p>MANNY - round</p>	MAN-19	19"W x 19"D x 19"H	---		COM GR0 GR1 GR2 GR3 GR4 GR5 GR6	\$1,134 \$1,209 \$1,246 \$1,321 \$1,359 \$1,434 \$1,509 \$1,621
	MAN-32	32"W x 32"D x 19"H	---		COM GR0 GR1 GR2 GR3 GR4 GR5 GR6	\$1,437 \$1,624 \$1,718 \$1,906 \$1,999 \$2,187 \$2,374 \$2,656
	MAN-44	44"W x 44"D x 19"H	---		COM GR0 GR1 GR2 GR3 GR4 GR5 GR6	\$1,690 \$1,915 \$2,028 \$2,253 \$2,365 \$2,590 \$2,815 \$3,153
	MAN-44-EL (powered)	44"W x 44"D x 19"H	---	---	COM GR0 GR1 GR2 GR3 GR4 GR5 GR6	\$1,690 \$1,915 \$2,028 \$2,253 \$2,365 \$2,590 \$2,815 \$3,153
	MAN-19R	19" DIA x 19"H	---		COM GR0 GR1 GR2 GR3 GR4 GR5 GR6	\$1,182 \$1,249 \$1,287 \$1,362 \$1,399 \$1,474 \$1,549 \$1,662

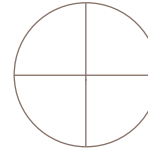
Create Manny

- * Select a base model
- * Select metal finish
- * Select power sphere color (if choosing powered option)
- * Select fabric grade or COM

Example:
MAN-44 - P W - G R 2
 Manny square 44"W x 44"D x 18"H, pewter metal finish, grade 2 fabric

Codes to Create Manny

METAL	FABRIC
PW Pewter	COM Customer Supplied
WH White	GR0 Grade 0
BK Black	GR1 Grade 1
	GR2 Grade 2
	GR3 Grade 3
POWER SPHERE (with black receptacles)	GR4 Grade 4
BK Black	GR5 Grade 5
GR Gray	GR6 Grade 6

Model Number						
	Base Model	Dimensions	Metal Finish	Power Sphere	Fabric	Price
 <p>MANNY - round continued</p> <p>Yardage Requirements: MAN-19R 2 yards MAN-27R 3 yards MAN-45R 5 yards MAN-45R-EL 5 yards MAN-62R 7 yards MAN-62R-EL 7 yards (1) Power sphere included with MAN-45R-EL & MAN-62R-EL</p> <p>Please note Manny overstitch thread color is gray.</p> <p>Please note fabric yardage requirements are based on 54" wide plain fabric. Fabrics with repeats greater than 6-14" please see fabric percentage chart (page 4) to determine yardage requirements.</p>	MAN-27R	27" DIA x 19"H	---		COM GR0 GR1 GR2 GR3 GR4 GR5 GR6	\$1,388 \$1,489 \$1,546 \$1,658 \$1,714 \$1,827 \$1,939 \$2,108
	MAN-45R	45" DIA x 19"H	---		COM GR0 GR1 GR2 GR3 GR4 GR5 GR6	\$1,651 \$1,819 \$1,913 \$2,101 \$2,194 \$2,382 \$2,569 \$2,851
	MAN-45R-EL (powered)	45" DIA X 19"H	---	---	COM GR0 GR1 GR2 GR3 GR4 GR5 GR6	\$1,916 \$2,085 \$2,178 \$2,366 \$2,460 \$2,647 \$2,835 \$3,116
	MAN-62R	62" DIA X 19"H	---		COM GR0 GR1 GR2 GR3 GR4 GR5 GR6	\$2,595 \$2,831 \$2,963 \$3,225 \$3,356 \$3,619 \$3,881 \$4,275
	MAN-62R-EL (powered)	62" DIA X 19"H	---	---	COM GR0 GR1 GR2 GR3 GR4 GR5 GR6	\$2,888 \$3,124 \$3,255 \$3,518 \$3,649 \$3,911 \$4,174 \$4,568



Create Manny

- * Select a base model
- * Select metal finish
- * Select power sphere color (if choosing powered option)
- * Select fabric grade or COM

Example:
MAN-62R-EL - P W - B K - G R 2
 Manny round with electrical 62"dia x 19"H, pewter metal finish, black power sphere, grade 2 fabric

Codes to Create Manny

METAL	FABRIC
PW Pewter	COM Customer Supplied
WH White	GR0 Grade 0
BK Black	GR1 Grade 1
	GR2 Grade 2
	GR3 Grade 3
POWER SPHERE (with black receptacles)	GR4 Grade 4
BK Black	GR5 Grade 5
GR Gray	GR6 Grade 6

Model Number								
	Base Model	Dimensions	Top	Edge Band (Laminate Only)	Metal Finish	Price Resin Top	Price Laminate Top	
 <p>PETE - circle</p> <p>Keep it simple and clean with the standard resin top and painted metal, flush-mounted fasteners along with the metal base of your choice. Or select your own laminate top and ABS edging to create a one-of-a-kind look.</p>	PETE-C-1716-	17" DIA x 16"H	---	---	---	\$1,013	\$898	
	PETE-C-2316-	23" DIA x 16"H	---	---	---	\$1,219	\$1,099	
	PETE-C-2320-	23" DIA x 20"H	---	---	---	\$1,219	\$1,099	
	PETE-C-2323-	23" DIA x 23"H	---	---	---	\$1,227	\$1,107	
	PETE-C-2916-	29" DIA x 16"H	---	---	---	\$1,630	\$1,195	
	PETE-C-2920-	29" DIA x 20"H	---	---	---	\$1,630	\$1,195	
	PETE-C-2923-	29" DIA x 23"H	---	---	---	\$1,638	\$1,203	
	PETE-C-2929-	29" DIA x 29"H	---	---	---	\$1,638	\$1,203	
	PETE-C-2934-	29" DIA x 34"H	---	---	---	\$1,730	\$1,295	
	PETE-C-3516-	35" DIA x 16"H	---	---	---	\$1,981	\$1,306	
	PETE-C-3520-	35" DIA x 20"H	---	---	---	\$1,981	\$1,306	
	PETE-C-3523-	35" DIA x 23"H	---	---	---	\$1,989	\$1,314	
	PETE-C-3529-	35" DIA x 29"H	---	---	---	\$2,062	\$1,386	
	PETE-C-3534-	35" DIA x 34"H	---	---	---	\$2,082	\$1,406	
	PETE-C-3540-	35" DIA x 40"H	---	---	---	\$2,102	\$1,426	
	PETE-C-4116-	41" DIA x 16"H	---	---	---	\$2,060	\$1,435	
	PETE-C-4120-	41" DIA x 20"H	---	---	---	\$2,060	\$1,435	
	PETE-C-4123-	41" DIA x 23"H	---	---	---	\$2,138	\$1,516	
	PETE-C-4129-	41" DIA x 29"H	---	---	---	\$2,141	\$1,516	
	PETE-C-4134-	41" DIA x 34"H	---	---	---	\$2,161	\$1,536	
	PETE-C-4140-	41" DIA x 40"H	---	---	---	\$2,181	\$1,556	
	PETE-C-4716-	47" DIA x 16"H	---	---	---	\$2,151	\$1,576	
	PETE-C-4720-	47" DIA x 20"H	---	---	---	\$2,211	\$1,636	
	PETE-C-4723-	47" DIA x 23"H	---	---	---	\$2,231	\$1,656	
	PETE-C-4729-	47" DIA x 29"H	---	---	---	\$2,231	\$1,656	
	PETE-C-4734-	47" DIA x 34"H	---	---	---	\$2,251	\$1,676	
	PETE-C-4740-	47" DIA x 40"H	---	---	---	\$2,272	\$1,696	
	 <p>PETE - square</p>	PETE-S-1716	17"W x 17"D x 16"H	---	---	---	\$1,013	\$907
		PETE-S-2316	23"W x 23"D x 16"H	---	---	---	\$1,219	\$1,111
PETE-S-2320		23"W x 23"D x 20"H	---	---	---	\$1,219	\$1,111	
PETE-S-2323		23"W x 23"D x 23"H	---	---	---	\$1,227	\$1,119	
PETE-S-2916		29"W x 29"D x 16"H	---	---	---	\$1,630	\$1,209	
PETE-S-2920		29"W x 29"D x 20"H	---	---	---	\$1,630	\$1,209	
PETE-S-2923		29"W x 29"D x 23"H	---	---	---	\$1,638	\$1,217	
PETE-S-2929		29"W x 29"D x 29"H	---	---	---	\$1,638	\$1,217	
PETE-S-2934		29"W x 29"D x 34"H	---	---	---	\$1,730	\$1,310	

Create Pete

- * Select a base model
- * Select resin or laminate
- * Select laminate manufacturer & color (only for laminate tops)
- * Select edge band (only for laminate tops)
- * Select metal finish


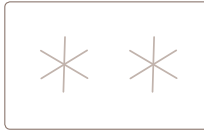
Examples:

PETE-C-3516 - TT - WH
 Pete circle table, 35"dia x 16"H, translucent top, white metal finish

PETE-C-3516 - LT - WH - WH
 Pete circle table, 35"dia x 16"H, laminate top, white edge band, white metal finish

Codes to Create Pete

TOP - RESIN	EDGE BAND (LAMINATE ONLY)	METAL
TT Translucent	WH White	PW Pewter
TOP - LAMINATE	BN Bone	WH White
LT Laminate Top	GR Gray	BK Black
	GP Graphite	
	BK Black	

Model Number								
	Base Model	Dimensions	Top	Edge Band Color (Laminate Only)	Metal Finish	Price Resin Top	Price Laminate Top	
 <p>PETE - square continued</p>	PETE-S-3516	35"W x 35"D x 16"H	---	---	---	\$1,981	\$1,323	
	PETE-S-3520	35"W x 35"D x 20"H	---	---	---	\$1,981	\$1,323	
	PETE-S-3523	35"W x 35"D x 23"H	---	---	---	\$1,989	\$1,331	
	PETE-S-3529	35"W x 35"D x 29"H	---	---	---	\$2,062	\$1,403	
	PETE-S-3534	35"W x 35"D x 34"H	---	---	---	\$2,082	\$1,423	
	PETE-S-3540	35"W x 35"D x 40"H	---	---	---	\$2,102	\$1,443	
	PETE-S-4116	41"W x 41"D x 16"H	---	---	---	\$2,060	\$1,435	
	PETE-S-4120	41"W x 41"D x 20"H	---	---	---	\$2,060	\$1,435	
	PETE-S-4123	41"W x 41"D x 23"H	---	---	---	\$2,138	\$1,516	
	PETE-S-4129	41"W x 41"D x 29"H	---	---	---	\$2,141	\$1,516	
	PETE-S-4134	41"W x 41"D x 34"H	---	---	---	\$2,161	\$1,536	
	PETE-S-4140	41"W x 41"D x 40"H	---	---	---	\$2,181	\$1,556	
	PETE-S-4716	47"W x 47"D x 16"H	---	---	---	\$2,151	\$1,599	
	PETE-S-4720	47"W x 47"D x 20"H	---	---	---	\$2,211	\$1,659	
	PETE-S-4723	47"W x 47"D x 23"H	---	---	---	\$2,231	\$1,679	
	PETE-S-4729	47"W x 47"D x 29"H	---	---	---	\$2,231	\$1,679	
	PETE-S-4734	47"W x 47"D x 34"H	---	---	---	\$2,251	\$1,699	
	PETE-S-4740	47"W x 47"D x 40"H	---	---	---	\$2,272	\$1,719	
	 <p>PETE - rectangle</p>	PETE-R-472316	47"W x 23"D x 16"H	---	---	---	\$2,296	\$2,118
		PETE-R-472320	47"W x 23"D x 20"H	---	---	---	\$2,296	\$2,118
		PETE-R-472323	47"W x 23"D x 23"H	---	---	---	\$2,312	\$2,134
		PETE-R-472329	47"W x 23"D x 29"H	---	---	---	\$2,454	\$2,135
		PETE-R-472929	47"W x 29"D x 29"H	---	---	---	\$2,597	\$2,192
PETE-R-592916		59"W x 29"D x 16"H	---	---	---	\$3,830	\$2,299	
PETE-R-592920		59"W x 29"D x 20"H	---	---	---	\$3,830	\$2,299	
PETE-R-592923		59"W x 29"D x 23"H	---	---	---	\$3,846	\$2,315	
PETE-R-592929		59"W x 29"D x 29"H	---	---	---	\$3,846	\$2,315	
PETE-R-593516		59"W x 35"D x 16"H	---	---	---	\$3,890	\$2,392	
PETE-R-593520		59"W x 35"D x 20"H	---	---	---	\$3,890	\$2,392	
PETE-R-593523		59"W x 35"D x 23"H	---	---	---	\$3,906	\$2,408	
PETE-F-593529		59"W x 35"D x 29"H	---	---	---	\$4,051	\$2,553	
PETE-R-593534		59"W x 35"D x 34"H	---	---	---	\$4,091	\$2,593	
PETE-R-593540	59"W x 35"D x 40"H	---	---	---	\$4,131	\$2,633		
PETE-R-834716	83"W x 47"D x 16"H	---	---	---	\$4,205	\$2,885		
PETE-R-834720	83"W x 47"D x 20"H	---	---	---	\$4,326	\$3,006		
PETE-R-834723	83"W x 47"D x 23"H	---	---	---	\$4,366	\$3,046		
PETE-R-834729	83"W x 47"D x 29"H	---	---	---	\$4,366	\$3,046		
PETE-R-834734	83"W x 47"D x 34"H	---	---	---	\$4,406	\$3,086		
PETE-R-834740	83"W x 47"D x 40"H	---	---	---	\$4,446	\$3,126		






Create Pete

- * Select a base model
- * Select resin or laminate
- * Select laminate manufacturer & color (only for laminate tops)
- * Select edge band (only for laminate tops)
- * Select metal finish

Examples:

PETE-S-1716 - TT - WH
 Pete square table, 17"dia x 16"H, translucent top, white metal finish

PETE-R-472323 - LT - WH - WH
 Pete rectangle table, 47"W x 23"D x 23"H, laminate top, white edge band, white metal finish

Model Number							
	Base Model	Dimensions		Wood Finish	Laminate Color	Metal Finish	Price
	PHIL-3620	36"W x 20"D x 72"H	---	---	---	---	\$2,086
PHIL Start with your choice of wood for the frame, then select a laminate for the lower shelf and insert, lastly pick a metal finish for the legs.							
PHIL - inserts							
 A Double Faced Open Cube	PHIL-A	33.56"W x 53.38"H			---		\$794
 B Single Faced Angle Shelving	PHIL-B	33.56"W x 53.38"H			---		\$579
 C Single Faced Solid Back Display	PHIL-C	33.56"W x 53.38"H			---		\$418
 D Double Faced 1/2 Solid Back Display & Pass Through	PHIL-D	33.56"W x 53.38"H			---		\$639
Note: The Phil display unit is double faced. You must select one (1) double faced insert or two (2) single faced inserts.							

Create Phil

- * Select a base model
- * Select wood specie and finish
- * Select laminate color
- * Select metal finish

Examples: PHIL-3620 - **A** - **N M** - **W H** - **P W**


Phil case, ash, nutmeg finish, white laminate, pewter metal finish

PETE-A - W H

Phil insert, open cube, white laminate

Codes to Create Phil

WOOD SPECIE	MAPLE FINISHES	LAMINATE COLORS
A Ash	NA Natural	WH White
M Maple	MB Mambu	BN Bone
	NM Nutmeg	GR Gray
ASH FINISHES	METAL	GP Graphite
WA Washed	PW Pewter	BK Black
MB Mambu	WH White	
NM Nutmeg	BK Black	
CL Coal		
RD Red		

Model Number							
	Base Model	Dimensions	Wood Species	Wood Finish	Metal Finish	Fabric	Price
	SLY-ASH	Wood Seat Height: 32.37" Depth: 20" Width: 18" Seat Height: 17.5"	---	---	---		\$480
SLY Choose ash or maple veneers and a white, pewter, or black metal sled base. For extra comfort, specify the upholstered version with a thick foam cushion.	SLY-MAPLE	Wood Seat Height: 32.37" Depth: 20" Width: 18" Seat Height: 17.5"	---	---	---		\$428
Yardage Requirements: SLY-UPH 2 yards	SLY-UPH	Upholstered Seat Height: 32.37" Depth: 20" Width: 18" Seat Height: 19"			---	COM GR0 GR1 GR2 GR3 GR4 GR5 GR6	\$646 \$718 \$759 \$839 \$880 \$960 \$1,040 \$1,122
Fabric - Vinyl Only							
Please note fabric yardage requirements are based on 54" wide fabric.							

Create Sly

- * Select a base model
 - * Select wood specie and finish
 - * Select metal finish
- or
- * Select a base model
 - * Select metal finish
 - * Select fabric grade or COM

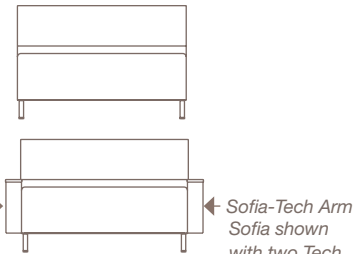

Example:

SLY-ASH - A - CL - PW

Sly wood seat, ash, coal finish, pewter metal finish

Codes to Create Sly

WOOD SPECIE	MAPLE FINISHES	FABRIC
A Ash	NA Natural	COM Customer Supplied
M Maple	MB Mambu	GR0 Grade 0
	NM Nutmeg	GR1 Grade 1
ASH FINISHES		GR2 Grade 2
WA Washed	METAL	GR3 Grade 3
MB Mambu	PW Pewter	GR4 Grade 4
NM Nutmeg	WH White	GR5 Grade 5
CL Coal	BK Black	GR6 Grade 6
RD Red		

Model Number						
	Base Model	Wood Specie	Wood Finish	Metal Finish	Fabric	Price
 <p>Sofia-Tech Arm Sofia shown with two Tech Arms - priced & sold individually from Sofia</p>	SOFIA-4826			---	COM GR0 GR1 GR2 GR3 GR4 GR5 GR6	\$2,429 \$2,631 \$2,743 \$2,968 \$3,081 \$3,306 \$3,531 \$3,868
	SOFIA-7226			---	COM GR0 GR1 GR2 GR3 GR4 GR5 GR6	\$3,139 \$3,341 \$3,453 \$3,678 \$3,791 \$4,016 \$4,241 \$4,578
 <p>Sofia-Privacy Panel</p>	SOFIA-TECH (tech arm)	—	---	---	COM GR0 GR1 GR2 GR3 GR4 GR5 GR6	\$457 \$525 \$562 \$637 \$675 \$750 \$825 \$937
	SOFIA-PS-48-F (tackable fabric panel)	—	---	---	COM GR0 GR1 GR2 GR3 GR4 GR5 GR6	\$910 \$955 \$980 \$1,030 \$1,055 \$1,105 \$1,155 \$1,230
<p>SOFIA</p> <p>Choose a length, pick your fabric & finish, & tell us if you want power or not. You can also specify accessories & privacy panels with a fabric tackboard or magnetic whiteboard. <i>Electrical sold separately - see electrical section.</i></p> <p>SOFIA-4826 = 48w x 25.5d x 32.75h SOFIA-7226 = 72w x 25.5d x 32.75h SOFIA-TECH = 4.5w X 22d X 16h SOFIA-PS-48 = 48w x 1.25d x 44h SOFIA-PS-72 = 72w x 1.25d x 44h (49.5h when attached to Sofia)</p> <p>Yardage Requirements: SOFIA-4826 6 yards SOFIA-7226 6 yards* SOFIA-TECH 2 yards SOFIA-PS-48-F 1 yard SOFIA-PS-72-F 2 yards* *fabric must be railroadable</p> <p>Please note fabric yardage requirements are based on 54" wide plain fabric. Fabrics with repeats greater than 6-14" please see fabric percentage chart (page 4) to determine yardage requirements.</p>	SOFIA-PS-48-W (magnetic whiteboard)	—	---	---	COM GR0 GR1 GR2 GR3 GR4 GR5 GR6	\$1,041 \$1,009 \$1,081 \$1,122 \$1,202 \$1,243 \$1,323 \$1,404 \$1,525
	SOFIA-PS-72-W (magnetic whiteboard)	—	---	---		

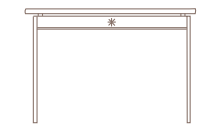
Create Sofia

- * Select a base model
- * Select wood specie
- * Select wood finish
- * Select metal finish
- * Select power option (tech arm)

Example:
SOFIA-4826 - A - N M - P W - G R 1
 Sofia - ash, nutmeg finish, pewter metal finish, fabric grade 1

Codes to Create Sofia

WOOD SPECIE	ASH FINISHES	FABRIC
A Ash	WA Washed	COM Customer Supplied
M Maple	MB Mambu	GR0 Grade 0
	NM Nutmeg	GR1 Grade 1
METAL	CL Coal	GR2 Grade 2
PW Pewter	RD Red	GR3 Grade 3
WH White		GR4 Grade 4
BK Black	MAPLE FINISHES	GR5 Grade 5
	NA Natural	GR6 Grade 6
	MB Mambu	
	NM Nutmeg	

Model Number							
	Base Model	Dimensions	Top	Edge Band Color (Laminate Only)	Metal Finish	Price Resin Top	Price Laminate Top
 <p>STU</p> <p>Simple is beautiful with Stu's standard resin top and painted metal, flush-mounted button fasteners along with a metal base. But laminate tops and ABS edging give you additional options. Take your pick!</p>	STU-3823	38.5"W x 23"D x 29"H	---	---	---	\$1053	\$859

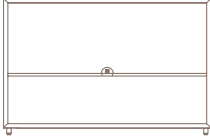


Create Stu

- * Select a base model
- * Select resin or laminate
- * Select laminate manufacturer & color (only for laminate tops)
- * Select edge band (only for laminate tops)
- * Select metal finish

Examples:
STU-3823 - T T - W H
 Stu, translucent top, white metal finish
STU-3823 - L T - W H - W H
 Stu, laminate top, white edge band, white metal finish

Codes to Create Stu

TOP - RESIN	EDGE BAND (LAMINATE ONLY)	METAL
TT Translucent	WH White	PW Pewter
TOP - LAMINATE	BN Bone	WH White
LT Laminate Top	GR Gray	BK Black
	GP Graphite	
	BK Black	

Model Number								
	Base Model	Wood Specie	Wood Finish	Laminate Color	Laminate Edge Band Color	Metal Finish	Power Sphere	Price
	TY-6020	---	---	---	---	---	---	\$2,368
TY								
<p>Choose a wood for the frame, a laminate for the lower shelf, a metal for the legs, and a power hub to handle all your electronics. Adding more options? Pick a fabric for Ty-Pad, a laminate and metal for Ty-Pier, or a laminate for Ty-Joiner. You'll love how easily it comes together.</p> <p>TY-6020 = 60"W x 20"D x 40"H (1) Power sphere included with Ty</p>								
	TYP-3620 TYP-4820 TYP-6020	---	---	---	---	---	---	\$788 \$891 \$990
TY - PIER								
<p>(1) Power sphere included with Ty-Pier TYP-3620 = 36"W x 20"D x 18"H TYP-4820 = 48"W x 20"D x 18"H TYP-6020 = 60"W x 20"D x 18"H</p>								
	TYJ-2118 TYJ-2140		---	---				\$333 \$481
TY - JOINER								
<p>TYJ-2118 = 21"W x 21"D x 18.5"H TYJ-2140 = 21"W x 21"D x 40.5"H</p>								
TY - CONNECTOR	TY-CT							\$103


Create Ty

- * Select a base model
- * Select wood specie
- * Select laminate & laminate edge band color
- * Select wood finish
- * Select metal finish
- * Select power sphere color

Example:
TY-6020 - A - NM - WH - WH - PW - BK
Ty - ash, nutmeg finish, white laminate, white edge band, pewter metal finish, black power sphere

Codes to Create Ty

WOOD SPECIE	MAPLE FINISHES	LAMINATE & EDGE BAND COLORS	METAL
A Ash	NA Natural	WH White	PW Pewter
M Maple	MB Mambu	BN Bone	WH White
	NM Nutmeg	GR Gray	BK Black
ASH FINISHES		GP Graphite	POWER SPHERE (with black receptacles)
WA Washed		BK Black	BK Black
MB Mambu			GR Gray
NM Nutmeg			NP None
CL Coal			
RD Red			

Model Number									
	Base Model	Wood Specie	Wood Finish	Laminate Color	Laminate Edge Band Color	Metal Finish	Power Sphere	Fabric	Price
	TYPAD-6020 (single side)	---	---	---	---	---	---	COM GR0 GR1 GR2 GR3 GR4 GR5 GR6	\$2,871 \$2,983 \$3,039 \$3,152 \$3,208 \$3,320 \$3,433 \$3,602
TY-PAD									
<p>TYPAD-6020 = 60"W x 24"D x 40"H (1) Power sphere included with single-side Ty-Pad</p> <p>TYPAD-60202S = 60"W x 28"D x 40"H</p> <p>Yardage Requirements: TYPAD-6020 3 yards TYPAD-60202S 6 yards</p> <p>Please note fabric yardage requirements are based on 54" wide plain fabric. Fabrics with repeats greater than 6-14" please see fabric percentage chart (page 4) to determine yardage requirements.</p>									
	TYPAD-60202S (double sided)	---	---	---	---	---	---	COM GR0 GR1 GR2 GR3 GR4 GR5 GR6	\$3,073 \$3,298 \$3,410 \$3,635 \$3,748 \$3,973 \$4,198 \$4,535

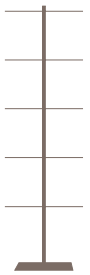
Create Ty-Pad

- * Select a base model
- * Select wood specie and finish
- * Select laminate & laminate edge band color
- * Select metal finish
- * Select power sphere color

Example:
TYPAD-6020 - A - NM - WH - WH - PW - BK - GR2
Ty-Pad, single side - ash, nutmeg finish, white laminate, white edge band, pewter metal finish, black power sphere, grade 2 fabric

Codes to Create Ty-Pad

WOOD SPECIE	MAPLE FINISHES	LAMINATE & EDGE BAND	FABRIC
A Ash	NA Natural	WH White	COM Customer Supplied
M Maple	MB Mambu	BN Bone	GR0 Grade 0
	NM Nutmeg	GR Gray	GR1 Grade 1
ASH FINISHES		GP Graphite	GR2 Grade 2
WA Washed		BK Black	GR3 Grade 3
MB Mambu	POWER SPHERE (with black receptacles)		GR4 Grade 4
NM Nutmeg	BK Black		GR5 Grade 5
CL Coal	GR Gray	METAL	GR6 Grade 6
RD Red	NP None	PW Pewter	
		WH White	
		BK Black	

Model Number				
	Base Model	Dimensions	Metal Finish	Price
 <p>WALLY</p> <p>Select your base metal for the tower and the number of units you need. Thanks to Wally's modular, scalable approach, there's no limit on the number of towers you can put together.</p>	WALLY	23.66"W x 16"D x 96.25"H	— —	\$315

Create Wally

- * Select a base model
- * Select metal finish

Example:
WALLY - W H
 Wally, white metal finish

Codes to Create Wally

- METAL**
- PW** Pewter
 - WH** White
 - BK** Black

Model Number					
	Base Model	Dimensions	Compatible Product	Color	Price
 <p>AXIL X Horizontal-mount clamp-on desktop power, 72" cord length Contains: 2 power & 4 USB ports</p>	AXL-X	6.75"W x 2"D	DUANE	— —	\$246
	 <p>AXIL XI Horizontal-mount clamp-on desktop power & ipod dock, 72" cord length Contains: 2 power & 1 ipod dock</p>	AXL-I	6.75"W x 2"D x 6"H	DUANE	— —
 <p>AXIL Y Vertical-mount, clamp-on desktop power, 72" cord length Contains: 2 power & 4 USB ports</p>		AXL-Y	6.75"W x 2"D x 6"H	DUANE	— —
	 <p>AXIL Z Flat mount power/data center with water-proof outlets. 72" cord length Contains: 2 power & 4 USB ports</p>	AXL-Z	6.75"W x 2"D x 6"H	CAL SOFIA	— —
 <p>GUEST POWER Compact retractable power device. 84" cord length, 1 power outlet.</p>		GST-P	2"DIA	SOFIA	MATTE ALUMINUM
	 <p>POWER SPHERE 72" cord length, 4 power outlets. Receptacles only available in black</p>	PWR-S	3"DIA		— —

Pick your Power

- * Select a base model
- * Select color

Example:
AXIL-Z - W H
 Axil Z , white metal finish

Power Option Codes

- | | |
|---------------------------|--|
| AXIL COLOR OPTIONS | POWER SPHERE (with black receptacles) |
| WH White | BK Black |
| BK Black | GR Gray |



199 EAST 17TH STREET | HOLLAND, MI 49423 | P 877.318.7661 F 888.334.7107 | SPARKEOLOGY.COM
Sparkeology ©2011. All rights reserved.